

Comision de Agua Potable, Alcantarillado y Saneamiento de Uruapan

Estado Analítico del Ejercicio del Presupuesto de Egresos

Página 1 de 2

Clasificación Administrativa

22/01/2025

Del 01 de Enero 2024 al 31 de Diciembre 2024

16:29




Concepto	Egresos					Subejercicio
	Aprobado	Ampliaciones/ (Reducciones)	Modificado	Devengado	Pagado	
	1	2	3=(1+2)	4	5	
DIRECCION GENERAL	3,940,635.78	359,051.02	4,299,686.80	4,749,201.70	4,374,559.05	-449,514.90
UNIDAD JURIDICA	1,653,125.70	90,625.08	1,743,750.78	1,825,144.25	1,749,580.38	-81,393.47
UNIDAD DE INFORMATICA	1,789,941.34	14,779.74	1,804,721.08	1,986,958.44	1,914,209.40	-182,237.36
UNIDAD DE DIFUSION SOCIAL	8,167,764.68	-67,589.11	8,100,175.57	6,622,506.98	6,189,690.00	1,477,668.59
UNIDAD DE JUNTAS LOCALES	6,930,584.58	5,566,813.16	12,497,397.74	12,097,477.23	10,856,989.31	399,920.51
UNIDAD DE TRANSPARENCIA Y ACCESO A LA INFORMACION	881,274.69	641.44	881,916.13	885,710.98	849,836.37	-3,794.85
UNIDAD DE SECRETARIA TECNICA	3,154,822.02	-10,333.23	3,144,488.79	3,034,414.86	2,910,953.17	110,073.93
COMISARIA	1,403,540.96	383.97	1,403,924.93	1,662,400.43	1,553,133.28	-258,475.50
CONTRALORIA INTERNA	569,774.48	807.28	570,581.76	520,810.40	495,295.50	49,771.36
DIRECCION DE ADMINISTRACION	2,251,143.91	6,721.52	2,257,865.43	2,658,499.32	2,573,385.11	-400,633.89
DEPTO.DE RECURSOS HUMANOS	2,103,790.02	357,845.64	2,461,635.66	2,397,441.82	2,326,364.76	64,193.84
DEPTO.DE FINANZAS	2,952,998.75	187,637.69	3,140,636.44	3,050,422.95	2,973,330.68	90,213.49
DEPTO.DE ADQUISICIONES Y SERV. GENERALES	6,844,305.85	-341,395.66	6,502,910.19	6,543,120.39	6,170,742.20	-40,210.20
DIRECCION DE OPERACIONES	2,873,780.24	210,155.70	3,083,935.94	2,804,163.74	2,598,506.35	279,772.20
DEPTO.DE PRODUCCION	80,074,241.77	-7,036,732.89	73,037,508.88	79,487,178.16	70,413,326.02	-6,449,669.28
DEPTO.DE REDES	22,886,284.03	-328,980.30	22,557,303.73	20,130,826.75	19,658,522.35	2,426,476.98
DEPTO.DE SANEAMIENTO	34,823,008.78	96,406,800.91	131,229,809.69	132,863,844.07	127,810,919.46	-1,634,034.38


DEPTO.ELECTROMECANICO	6,871,271.47	487,628.74	7,358,900.21	8,306,076.34	7,983,220.92	-947,176.13
DIRECCION COMERCIAL	2,247,784.35	-21,872.00	2,225,912.35	1,538,206.52	1,475,262.49	687,705.83
DEPTO.DE PROCESOS COMERCIALES	21,012,990.92	-242,901.72	20,770,089.20	21,137,386.17	20,262,890.08	-367,296.97
DEPTO. ATENCION A USUARIOS	16,391,344.69	83,780.58	16,475,125.27	16,363,467.68	15,896,586.40	111,657.59
DEPTO.DE CATASTRO Y PADRON DE USUARIOS	7,909,719.57	-157,980.10	7,751,739.47	8,351,781.98	8,025,322.89	-600,042.51
DIRECCION DE PLANEAC., INGENIERIA Y CONSTRUCCION	41,903,778.59	11,643,939.24	53,547,717.83	37,914,513.55	17,954,413.44	15,633,204.28
DEPTO.DE PLANEACION	3,838,909.35	-24,619.20	3,814,290.15	3,165,257.63	3,089,705.75	649,032.52
DEPTO.DE INGENIERIA Y CONSTRUCCION	24,616,212.48	-149,746.46	24,466,466.02	22,281,140.60	21,621,280.84	2,185,325.42
Total del Gasto	308,093,029.00	107,035,461.04	415,128,490.04	402,377,952.94	361,728,026.22	12,750,537.10




LIC. CARLOS ALBERTO MANZO RODRIGUEZ
PRESIDENTE MPAL. Y PRESIDENTE DE LA JUNTA GOBIERNO



LIC. LUIS MANUEL MAGAÑA MAGAÑA
DIRECTOR GENERAL



LIC. RICARDO NARES HEREDIA
COMISARIO DE LA CAPASU



L.C.P. ANDREA ALMONTES LANUSA
DIRECTORA DE ADMINISTRACION